



## MAKE IT MONDAY

### April Showers Bring May Flowers– Art using Water!

Rain Art– Using a water color paint palette and paper, create art that looks like falling Rain! <https://www.pre-kpages.com/three-weather-art-activities/>

Coffee Filter Flowers– Materials: Round Coffee Filters, Markers, and a Spray Bottle with water. You can take a round coffee filter and color it with markers. Any design you desire. When you are finished, you can spray them with a little bit of water. This allows the colors to bleed away and mix colors. You can glue them onto paper and draw stems and leaves after they dry. You can also make flowers using pipe cleaners after they dry– instructions are here <https://kinder craze.com/coffee-filter-flowers-tutorial/>

W is for Water Worksheet (see attached)

## SCIENTIFIC TUESDAYS

### April Showers Bring May Flowers– Clouds and Rain– Water Cycle

Rain Gauge– Volume– Make the rain gauge using instructions from the website. Instructions are found in #15 <https://www.weareteachers.com/best-weather-activities/> When it rains, log observations of how much we received!

Water Cycle Activity– Answer the question about how clouds form and the clouds rain by creating this observation bag. <https://www.playdoughtoplato.com/water-cycle-bag/>

Rain Experiment using a jar, blue food coloring, and shaving cream! The instructions are #2 on this webpage: <https://www.weareteachers.com/best-weather-activities/>

## WORK IT OUT WEDNESDAY

### **April Showers Bring May Flowers— Let's Plant A Flower!**

Plant Sunflower or Marigold Seeds: You can plant seeds that you may have at home. Watch them grow! Sunflowers are great to take apart after they grow large and tall.

Paper Towel Flowers—Using 3-5 Paper Towel or Toilet Paper rolls, cut slits in one of the ends of each tube so that there are strips that are able to fold back to look like petals. You might need to round the edges of these strips. These sizes can be different on each one, some can be thicker and others thinner. Use these as stampers to dip in paint! Press the painted stamper onto paper. Draw stems for the flowers.

Cutting Practice 1— Trace, then cut along the lines. (see attached)

## STORY DAY THURSDAY

### **April Showers Bring May Flowers**

Flower Picture Matching Game Printable <https://innerchildfun.com/2013/04/free-printable-spring-flower-matching-game.html>

The Tiny Seed by Eric Carle Read Aloud- <https://www.youtube.com/watch?v=Is6wTeT2cKA>

Flower Coloring Sheet (see attached)

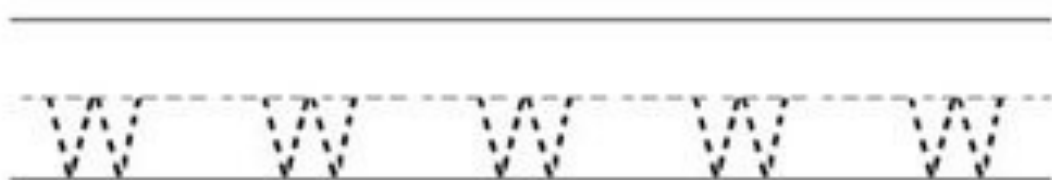
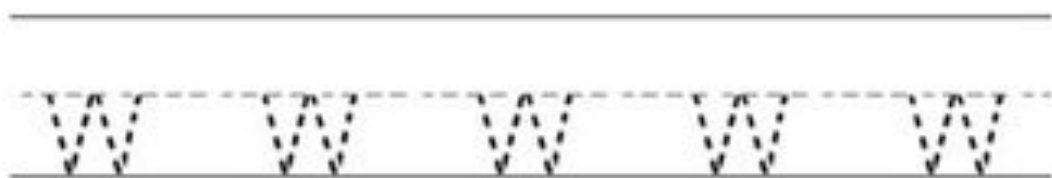

Weather Worksheet (see attached)

## FUN FITNESS FRIDAY

### **April Showers Bring May Flowers— Spring Inspired Activities**



Spring Inspired Yoga <https://www.gogoyogakids.com/spring-is-in-the-air-springtime-yoga-kids-ideas/>


Jumping in Puddles—wearing appropriate attire (You could make a puddle with the hose if there aren't any around)



Practice writing the letter W.

# Cutting Practice 1





Name: \_\_\_\_\_

What is the weather today? It is Rainy!

What will you wear? Color and circle it!

